

Carrier411 Web Services Integration

This document is intended to aid in the preparation of a best-practices implementation plan to integrate your TMS system with Carrier411 using our SOAP web services interface.

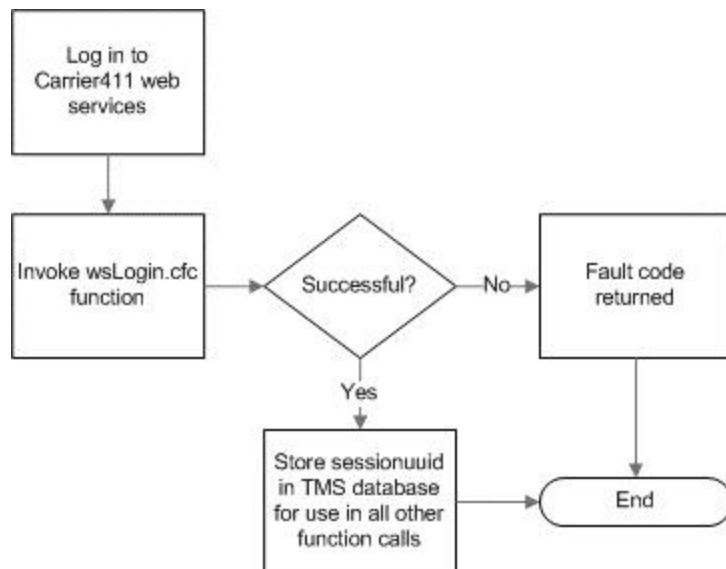
Please refer to our API documentation available online at www.carrier411.com/webservices.cfm for the most recent information about all available functions, required parameters and Fault Codes. You are encouraged to call us at (888) 411-9661 before undertaking any development work. In order to ensure proper implementation, it is important that we discuss and approve your implementation plan. You must first have an active Carrier411 account, and web services access must be enabled for the account in order to use our web services interface.

Establish Web Services Session

Successful login must be performed before other web services requests can be made. Only log in once per day. Do not log in again throughout the day. For example, after establishing a session and obtaining a SessionUUID variable, do not invoke the wsLogin function again before invoking other function calls throughout the day. Once a web services session is established, that session is valid throughout the day until 12:00 AM (midnight) EST when it will timeout.

The SessionUUID variable returned must be stored in your TMS database, because it is required for all other function calls and must be submitted with each subsequent web services request. Each web services request must also be submitted by your server using the same IP address as the original login request or a Fault Code will be returned.

Integration Logic Model



Function Used

wsLogin.cfc

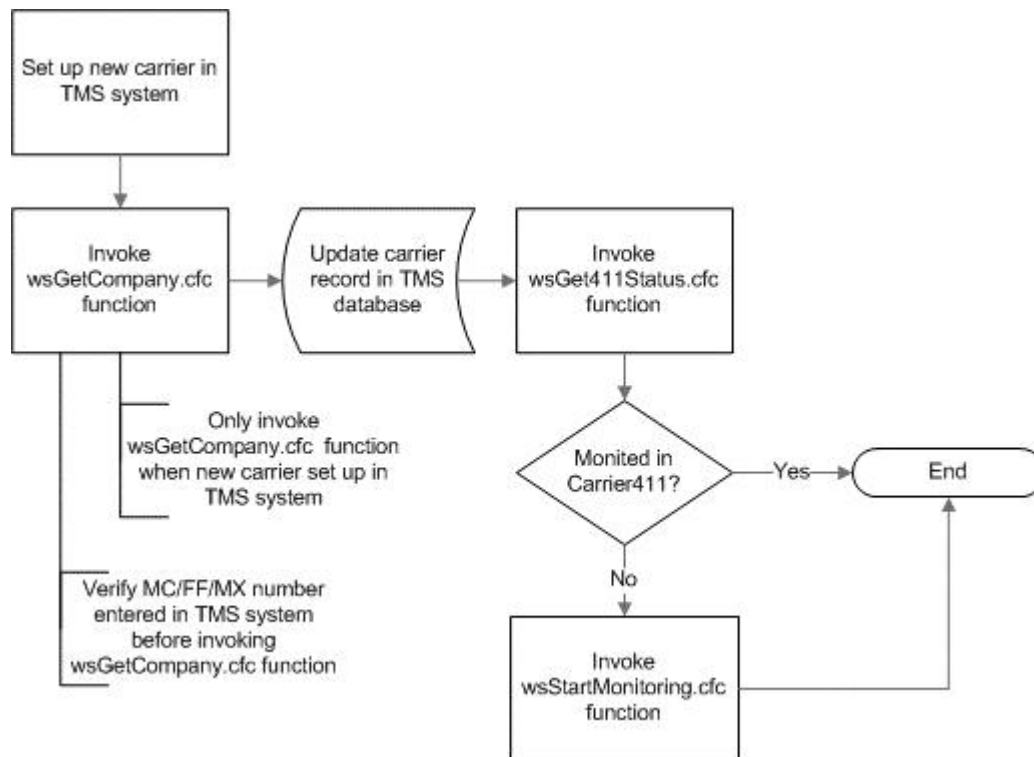
Setting Up New Carriers

When setting up a new carrier in your TMS system, you should invoke the `wsGetCompany` function to request and retrieve information about the company from Carrier411. However, before invoking the `wsGetCompany` function, ensure you have the correct MC/FF/MX (docket) number in your TMS system database for the company.

Docket numbers are always 6 digits. Be sure to include any leading zeros. When passing the docket number, it must not have a space between the prefix and the 6-digit docket number, such as MC455455. The docket number string must be 8 characters, including the MC, FF or MX prefix. The prefix must be MC, FF or MX. The remainder of the docket number must be 6 numbers.

Once you retrieve information about the company and store it in your TMS database, next invoke the `wsGet411Status` function to determine whether the company is being monitored by your Carrier411 account. If the company is not being monitored, then invoke the `wsStartMonitoring` function to add the company to your Carrier411 monitoring list.

Integration Logic Model



Functions Used

`wsGetCompany.cfc`

`wsGet411Status.cfc`

`wsStartMonitoring.cfc`

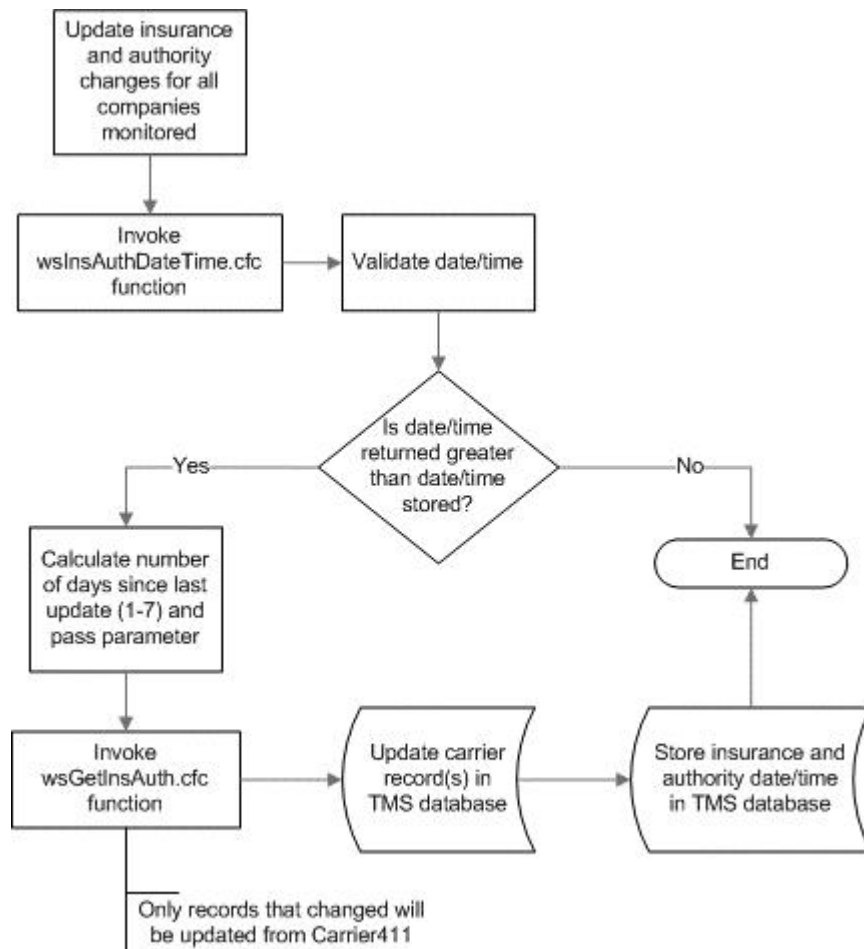
Updating Insurance and Authority

Insurance and authority information is updated three times a week, every Monday, Wednesday and Friday morning – usually by 7:30 AM EST. First determine the date and time insurance and authority information was last updated in the Carrier411 system by invoking the wsInsAuthDateTime function.

Compare the date/time returned by Carrier411 to the date/time stored in your TMS database (based on the insurance and authority update you last performed). If the date/time returned is greater than the date/time stored, then you should update insurance and authority information in your system.

First determine the number of days between the two dates compared, and pass the number of days as a parameter to the wsGetInsAuth function. Doing so will return information only for the companies being monitored that were updated for insurance and authority within the specified number of days. Update the companies in your TMS database using the information returned. When the update is complete, be sure to store the date/time of the insurance and authority update you performed in your TMS database.

Integration Logic Model



Functions Used

wsInsAuthDateTime.cfc

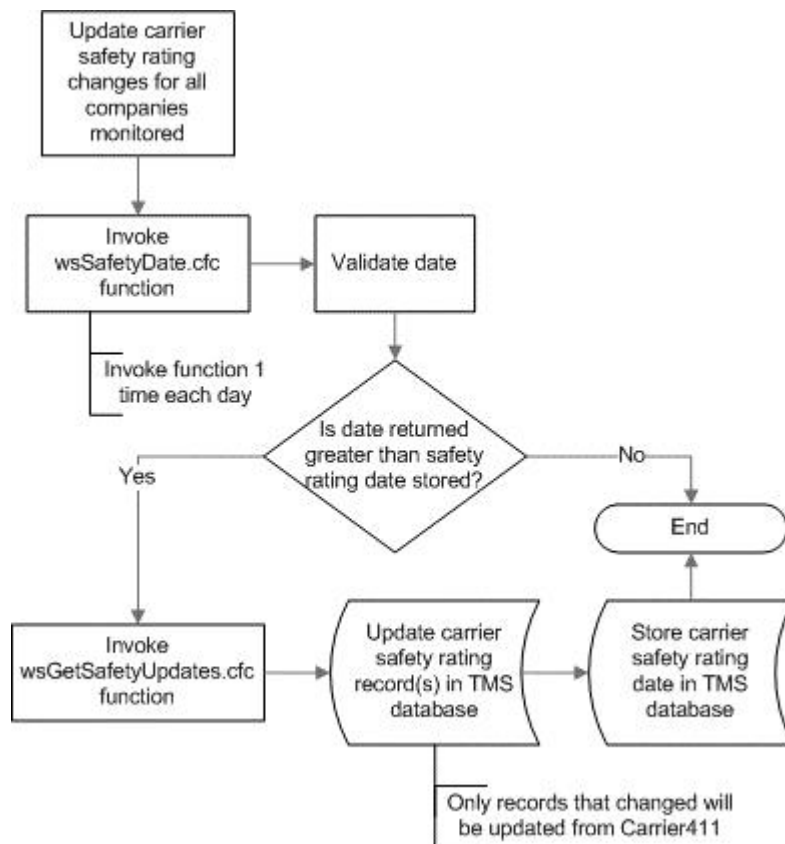
wsGetInsAuth.cfc

Updating Carrier Safety Ratings

Carrier safety ratings are updated about every two weeks. First determine the date carrier safety ratings were last updated in the Carrier411 system by invoking the wsSafetyDate function. Compare the date returned to the date stored in your TMS database (based on the carrier safety rating update you last performed). If the date returned is greater than the date stored, then you should update carrier safety rating information in your system.

Invoking the wsGetSafetyUpdates function will return information only for the companies being monitored that had their carrier safety rating updated – based on our most recent safety rating data processed. Update the companies in your TMS database using the safety rating information returned. And when the update is complete, be sure to store the date of the carrier safety rating update in your TMS database.

Integration Logic Model



Functions Used

wsSafetyDate.cfc

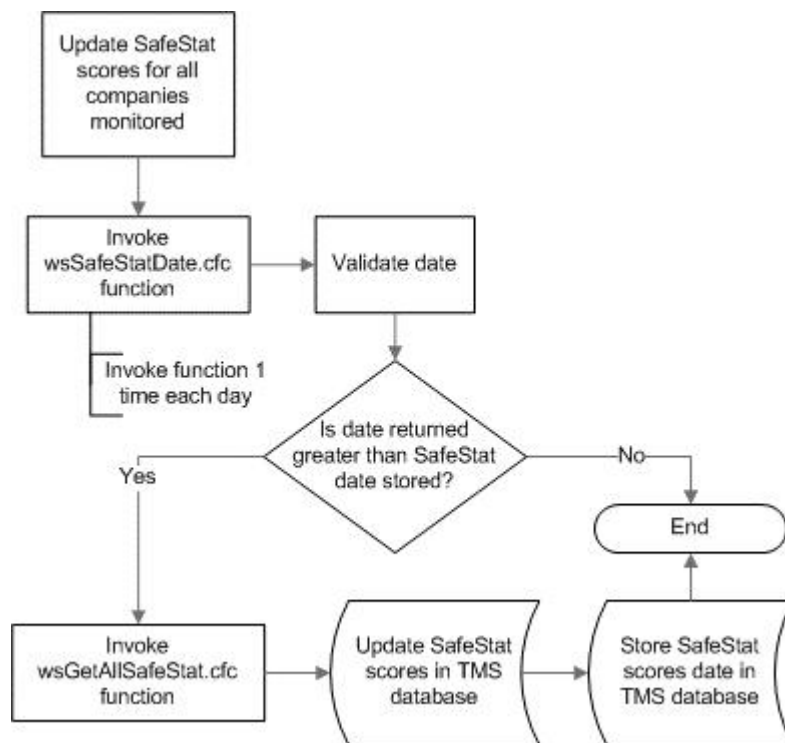
wsGetSafetyUpdates.cfc

Updating SafeStat Scores

SafeStat scores are updated once a month, usually around the beginning of the month. First determine the date SafeStat scores were last updated in the Carrier411 system by invoking the wsSafeStatDate function. Compare the date returned to the date stored in your TMS database (based on the SafeStat scores update you last performed). If the date returned is greater than the date stored, then you should update SafeStat score information in your system.

Invoking the wsGetAllSafeStat function will return SafeStat scores for all companies being monitored. Update the companies in your TMS database using the SafeStat information returned. And when the update is complete, be sure to store the date of the SafeStat score update in your TMS database.

Integration Logic Model



Functions Used

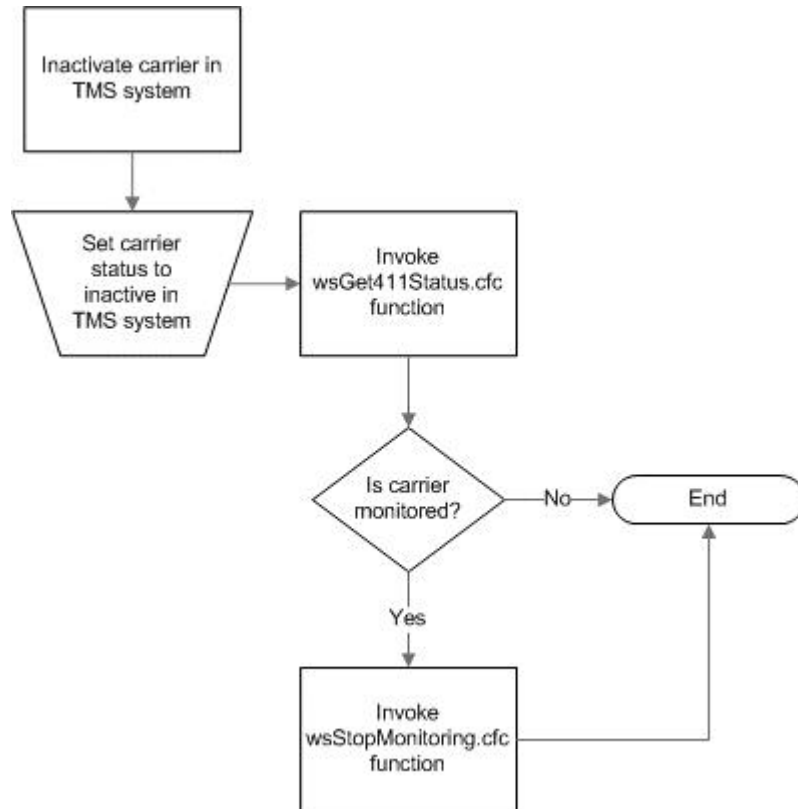
wsSafeStatDate.cfc

wsGetAllSafeStat.cfc

Inactivating or Removing Carriers

When you inactivate or remove a carrier record in your TMS system, you should remove them from your list of companies being monitored by your Carrier411 account. When inactivating or removing a carrier record in your TMS system, invoke the wsGet411Status function to determine whether the company is being monitored by your Carrier411 account. If it is determined that the company is being monitored, then remove the company from your Carrier411 monitoring list by invoking the wsStopMonitoring function.

Integration Logic Model



Functions Used

wsGet411Status.cfc
wsStopMonitoring.cfc